

UPS

User Manual

Contents

Contents	1
1 UPS	1
2 Rest Service	1
3 Status information	2
3.1 JSON	2
3.2 HTTP-Rest	3
4 Installation of application	3
5 Notes	4

1 UPS

UPS means **U**ninterruptable **P**ower **S**upply. In case of a power failure the UPS assures the controlled shut down event of the device.



This settings can be adjusted:

- Shutdown time
- Dimming time
- Display brightness
- Start of any desired program

If the mains returns before the PC shuts down, the adjusted times will be resetted. Therefore the shutdown wont be performed and the display returns to the default settings.

If the mains returns, during the shutdown process, the device will be automatically restarted. If the device is meant to remain switched off, the following setting can be adjusted:

usv.merker.set = 1 in the file <C:\Program Files\Christ\USV Control\External References\config.properties>

If the mains returns, after the shutdown process, the device will be automatically restarted, even if the described settings has been made.

2 Rest Service

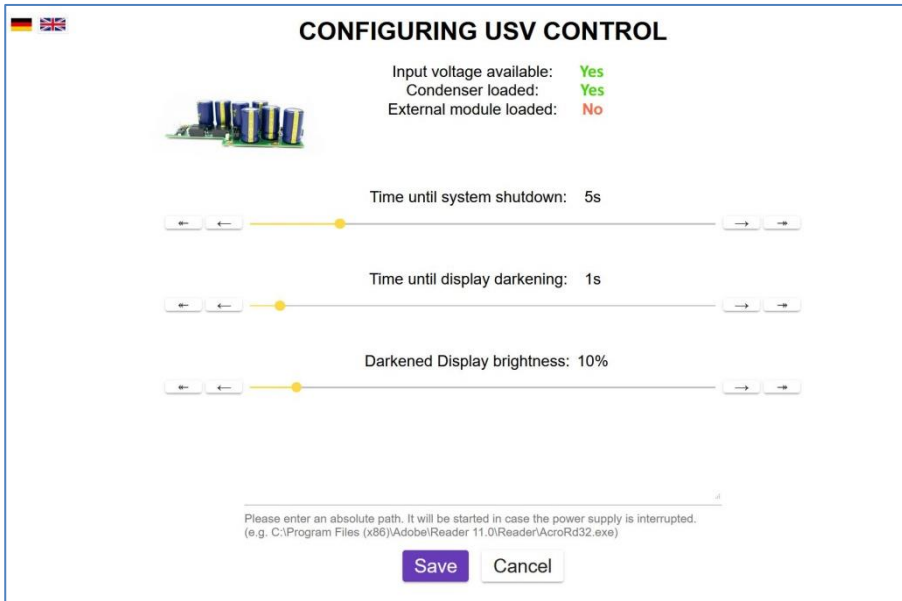
The settings of the UPS can be adjusted with the browser address <http://localhost:9022>

Note: For older versions use the address <http://localhost:5000>

The view shows the status of the UPS. The necessary settings can also be made. By pressing the "Save" button, the settings are accepted and take effect immediately. The default values are as follows:

UPS

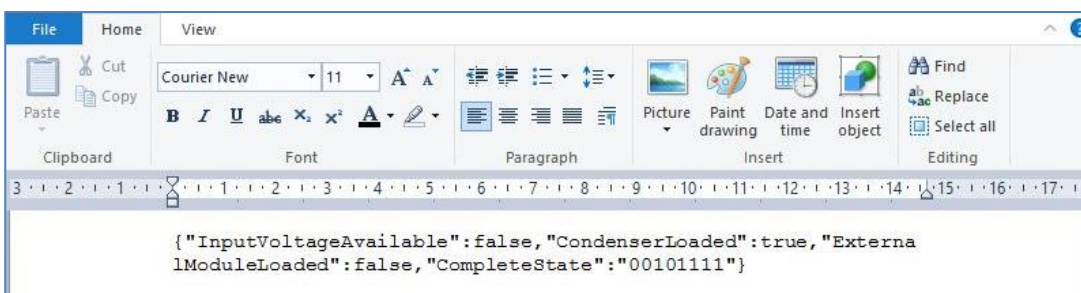
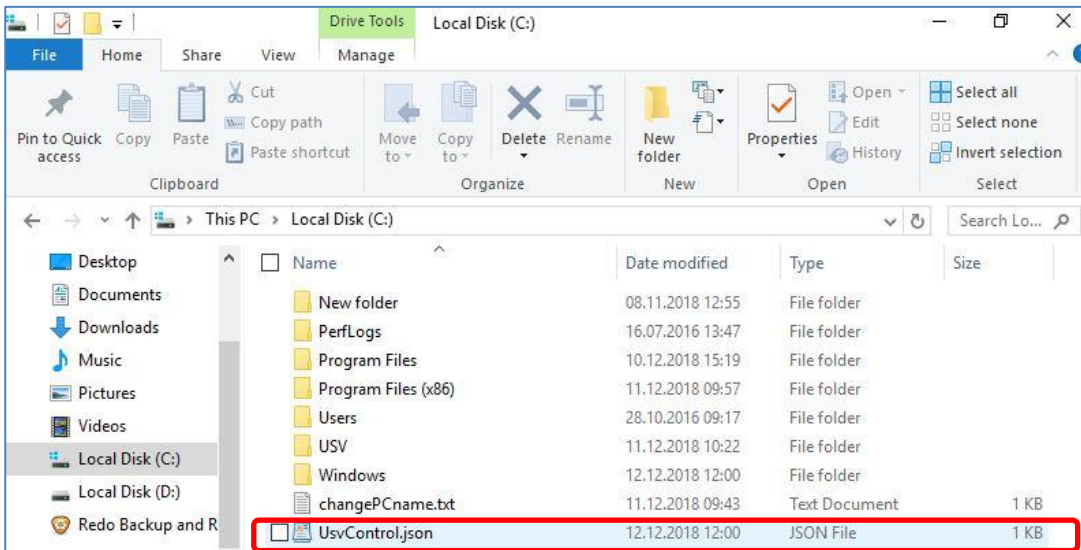
User Manual



3 Status information

3.1 JSON

The current status information can be called up in the root directory of partition C under "UsvControl.json".



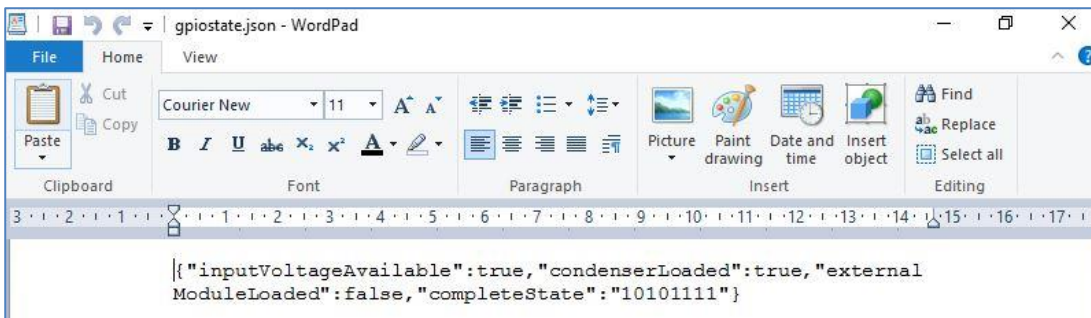
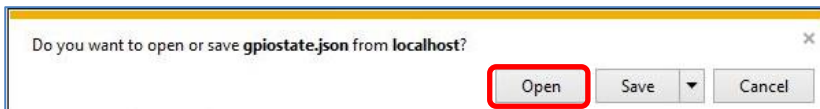
UPS

User Manual

3.2 HTTP-Rest

The current status information can also be checked via the HTTP rest interface <http://localhost9022/api/gpiostate>.

Note: For older versions use the address <http://localhost5000/api/gpiostate>



4 Installation of application

Note: This is only necessary if a customer-specific image is installed

In order to use the functionalities mentioned above, two applications are required. These can be downloaded from various locations.

The following link is for the application „USV Control“:

<https://dataserv.christ-ag.com/s/tWyzAkqmZoHtQNe>

Download the „Observer“ with the correct driver from the FAQs on the homepage of Christ Electronic Systems.

<https://www.christ-es.com/index.php?id=650>

USV Control

After a start-up process of the panel, at least 5 seconds must be waited before the application may be started. This can be set, for example, with the TaskScheduler.

The “USVControl.exe” must be run as an administrator. To do this, right-click on the “USVControl.exe” to access the properties and proceed as follows:

Properties → Compatibility → Change Settings for all users → activate Run this program as an administrator

Observer

Install the "Observer" application. Only the files and registry entries of the installation are required.

The "Observer" application can be removed from the autostart: To do this, start the Task Manager with the key combination "Alt" + "Ctrl" + "Del". Then proceed as follows:

Startup → Hardware Monitor Utility for IBASE → Disabled

UPS

User Manual

5 Notes

- If the shutdown is implemented in the customer application and the mains returns, the shutdown process must be aborted or the device must be shut down within 10 seconds. Otherwise the CPU can no longer start independently under certain circumstances. The time can be extended on request.
- The following application must run in the background for the UPS to be controlled:
 - UsvControl.exe
- It must be ensured that the customer application is ended quickly enough for the panel to shut down properly. Otherwise no protection against data loss can be guaranteed. Depending on the type of CPU and display, the UPS can buffer up to 30 seconds. Depending on the system, CPU utilization, display and peripherals, the buffer time can be significantly shorter. The exact buffer duration must be determined anew in every application.

Disclaimer

Technical data are subject to modification and delivery subject to availability. Any liability that the data and illustrations are complete, actual or correct is excluded. Designations may be trademarks and/or copyrights of the respective manufacturer, the use of which by third parties for their own purposes may infringe the rights of such owner.

Contact

Christ Electronic Systems GmbH
Alpenstraße 34
87700 Memmingen

Phone:
+49 8331 8371-0 (Main Office)
+49 8331 8371-500 (Service)

Mail:
info@christ-es.de

Homepage:
<https://www.christ-es.com>

© Christ Electronic Systems GmbH